

Re-LED Direct/Indirect satin - HO 225mA - RAL  
04.91100853-9999

#### Fixture details

Mounting	Pendant
Light emission	Direct-Indirect
Fitting cover	satin diffusor
Protection rate	IP 20
Housing	Aluminium
Finish	RAL colour at your choice
Certificates	CE, ISO 9001

#### Electric details

Protection class	I
Supply	230V
Control gear box	Current driver

#### Lamp details

Lamptype	LED 3000K
Wattage	6,7W
Gross luminous flux	13025
Luminaire power	76,1W
Number	5
Lifetime LED module	L80/B10 > 72000h
Color tolerance	MacAdam 3
CRI	>80 + 5x LED 3000K 7,1W

#### Photometric details

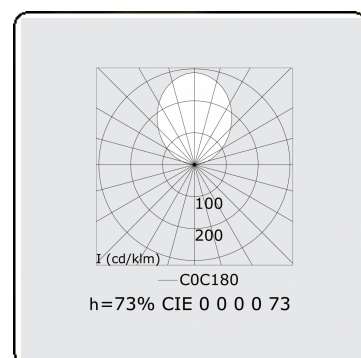
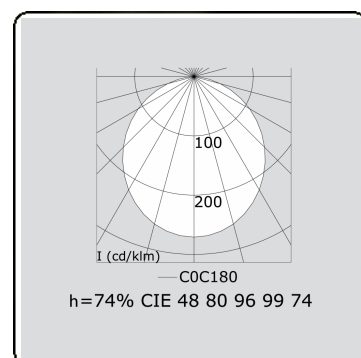
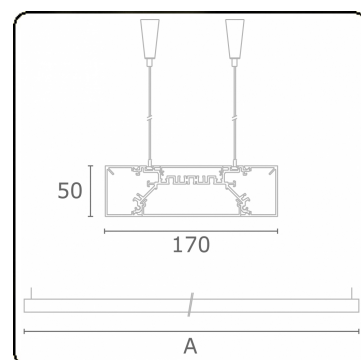
UGR	>19
CIE Fluxcode	49 80 96 99 70
CIE Fluxcode Indirect	00 00 00 00 73



#### Dimensions

A	1464 mm
---	---------

#### Remarks

Suspended luminaire - Direct - HO 225mA - satin (flush) - RAL



Verrijgbaar op aanvraag.

Disponible sur demande.

Available on request.

Auf Anfrage.

**WXYZ**

kWh/1000h

**MULTILINE®**

2019/2015